






Action Words Resource Book 1 Homework Set 1

<h2>Mum</h2> <p>Tap on arm and say Mum in a pestering way. Mum, Mum, the dog's escaped.</p>	
<h2>my</h2> <p>Hug yourself. Pretend to hug other things or people. My teddy is soft.</p>	
<h2>you</h2> <p>Point directly at another person. Look stern. You must stop that now.</p>	
<h2>Dad</h2> <p>Smile sweetly, head to one side. Dad, can we go swimming?</p>	
<h2>said</h2> <p>Place hand at side of face and open fingers once. I said it was raining.</p>	



Pairs

- Cut out the words and pictures.
- Ask your child to match the word and picture.
- Put out the pictures face down. Do the action and ask your child to find the picture.
- Put out the words and pictures face down. Do the action and ask your child to find the word or picture.
- Put out the words face down. Do the action and ask your child to find the word.



Working with words - identifying initial letters

- You need a group of toys beginning with 2 different letter sounds.
- Mix them up and ask your child to sort them into 2 piles.
- Add in another set of toys and sort.
- Continue adding more toys.



Developing understanding

Ensure your child is holding the book and ask the following questions -

- Where is the front of the book?
- Where is the back of the book?
- Where is the title?
- Where is the authors name?
- Where is the first page?
- Where is the first word?
- Which way do the words go?
- Is it a story?
- Who is in the story?
- Where is the story happening?
- Tell me what you think might happen in the story?
- Is it a non-fiction book?
- What is it about?
- How do you know what it is about?
- Does it have a contents page?