

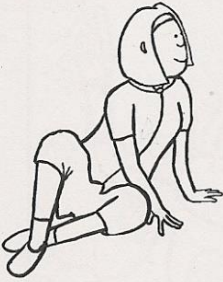




# Action Words Resource Book 1 Homework Set 3

<p>yes</p> <p>Squeeze arms to body and lift one leg. <i>Yes, he scored.</i></p>	
<p>am</p> <p>Hands on hips and be defiant. <i>I am going to eat 10 hot dogs!</i></p>	
<p>going</p> <p>Get up as if leaving. <i>I'm going to Grandma's.</i></p>	
<p>to</p> <p>Do the action for 'sounds like' and hold up 2 fingers. <i>Go to the shops for me.</i></p>	
<p>are</p> <p>Open mouth and shout. <i>Are you going to pull my tooth out?</i></p>	



## Dice Words

- Cut up words and pictures.
- Write a number on the back of each word and picture i.e. yes is 1 and the picture should also be 1.
- Turn the words and pictures face down.
- Throw a dice.
- If you get a 1,2,3,4 or 5 turn over the corresponding word or picture card and try to say the word and do the action .
- If you are correct you keep the card and have another throw.
- If you are wrong, turn the card back over.
- If you throw a 6 you can choose which card to turn over.
- The person who collects most cards wins.



## Working with words - identifying initial letters

- You will need sheets of newspaper and felt tip pens.
- Choose a letter to search for.
- You each have one minute to find as many words as you can which begin with the chosen letter.
- The person who circles the most letters wins.
- Try again with different letters and different coloured pens.



## Developing understanding

Read your child a story from a comic.

- Cut up the story into separate pictures.
- Choose 2 pictures and ask your child to put them into the right order and explain why they have chosen that order.
- Give her more pictures one at a time but not in the right order.
- Ask her to fit the new pictures in to the right place in the story.
- Make sure she puts the pictures in the right order starting from the left.