






# Action Words Resource Book 1 Homework Set 4

<p>look</p> <p>Use hands to make binoculars <i>Look at me.</i></p>	
<p>in</p> <p>Make a circle with one hand and put finger in. <i>In here.</i></p>	
<p>up</p> <p>Point up. <i>Look up.</i></p>	
<p>all</p> <p>Open up your arms all the way, to show all the room. <i>All of my friends are here.</i></p>	
<p>get</p> <p>Raise arms in a threatening way. <i>I'm going to get you.</i></p>	



## Targets

- Cut up the words and pictures and blue tack/pin them to the wall.
- Use a soft ball or bean bag.
- Player one says a word, does the action and aims at the matching word or picture.
- If she hits the correct card she takes it.
- The person with the most cards wins.



## Working with words Reading unknown words without sounding out the letters.

- Check the picture to see if it gives a clue.
- Check the picture and use the first letter of the unknown word as a clue.



## Developing understanding

Use a familiar story which is set in a house e.g. *Goldilocks*, or *Peace at Last* by Jill Murphy

- Gather toys, friends or family members to be the characters in the story.
- Gather props such as bowls and different sized chairs
- Place the toys and props in the right rooms.
- You can read the story or your child can re-tell the story as you travel around the house.