






Action Words Resource Book 1 Homework Set 5

<p>this</p> <p>Touch different things or different parts of the body. This nose, this chin, this eye.</p>	
<p>dog</p> <p>Lift paws and pant like a dog. <i>Nice dog.</i></p>	
<p>the</p> <p>Hands on hips, stick out the tongue and say the in a rude way. <i>The chair, the table, the cup.</i></p>	
<p>is</p> <p>Put hand to chin and look puzzled.. <i>Is it Monday today?</i></p>	
<p>for</p> <p>Hold out hand as if giving something. <i>For you.</i></p>	




Hunt the Word

- Cut up the words and pictures.
- Place the words in different places in the room.
- Do the action for a word.
- Say the first letter if necessary.
- Your child dashes to find the word.
- Child checks with the picture to see if they are correct.
- After a few games put the pictures in different places in the room. Show the word and the child must find the picture.
- A time limit could be introduced after a few days.



Working with words Reading unknown words without sounding out the letters.

- Read the whole sentence, missing out the unknown word.
- Ask your child to guess which word would fit to make the sentence make sense.
- You could practise this by sticking post it notes over some words in the book.
- Ask your child to guess the missing words as you read the story.
- Remove the post it note as soon as they say the word.
- Ask your child to check the correctness by looking at the first letter and then the last letter.



Developing understanding

- Use an unfamiliar book.
- Stop at an exciting part and don't read any more until later.
- During the day talk about what might happen next.
- Come up with as many different endings as possible.
- Your child might like to draw pictures of what might happen.
- Read the end of the story and see if the author thinks like you!