







Action Words Resource Book 1 Homework Set 7

<p>play</p> <p>Pretend to play a guitar. <i>Play my guitar.</i></p>	
<p>come</p> <p>Turn away and wave hand. <i>Come on.</i></p>	
<p>see</p> <p>Hold hand over eyes as if looking into the distance. <i>I can see them.</i></p>	
<p>on</p> <p>Put both hands on head. <i>On top.</i></p>	
<p>big</p> <p>Stretch arms wide. <i>It was this big.</i></p>	



Missing Words

- Cut out the words and pictures.
- Say a short phrase, missing out an Action Word and replacing it with an action e.g. I am _____ to the shops. Instead of saying **going**, do the action.
- Your child then finds the correct word and checks it against the picture



Working with words: Rhyming

- You will need a variety of items which rhyme, preferably with 3 letters in the word e.g. pan, man, fan, van, plus one which does not rhyme.
- Can your child identify the odd one out.
- Change the items to words rhyming with en e.g. men, pen, hen and play the game again.
- Each time you play the game introduce different rhymes.



Developing understanding

- Read books which have repeating phrases e.g. *The Gingerbread Man*, *The Three Little Pigs*, or *The Little Red Hen*.
- Your child should hold the book and follow the words as you read.
- Each time you reach the repeating phrase wait for your child to say the phrase making sure they are focussing on the text.