



Letter formation: say "Start from the line and over, then slither and slide down the snake".




Letter formation: say "Start from the line and over, then all the way around the apple and down the leaf".




Letter formation: say "Start from the line and up, then down the tower and across the bridge".




Letter formation: say "Start from the line and up, then down the parrots back, back up and around its beak".



Letter formation: say "Start from the line and up, then down Izzy the insect and dot for the head".



Letter formation: say "Start from the line and up, then down Noddy, back up and over his net".



Dear parents/guardians,

With these cards, you and your child can:

- Learn to say the sounds and say the letter names.
- Practice tracing over the top of the letters.
- Look, copy, cover it up and practice writing each letter on paper.
- Spell words: Encourage your child to sound out the word, find the letter cards and make the word (t-a-p, tttaaap, tap).  
*e.g. in, at, an, it, as, sat, cat, sit, tap, tan, tin, pin, pip, ant.*
- Read words: Use the cards to build a word and ask your child to sound the letters out and blend them together to read the whole word. (s-a-t, sssaaaat, sat)  
*e.g. in, at, an, it, as, sat, cat, sit, tap, tan, tin, pin, pip, ant.*
- Play games: e.g.  
Sound hunt- hide the cards around the room. Ask your child to go on a sound hunt to find them and say the sound/name.  
I spy- Find something in the environment beginning with s/a/t/p/i/n and say "I spy with my little eye something beginning with..." And ask your child to guess what it is.