



Say "Start from the line and up, then down Maisy, back up, climb one mountain and then the other".




Say "Start from the line and over, then left around the dinosaur's tummy, up to his neck and down his tail".




Say "Start from the line and over, then left around the girls face, down her hair and give her a curl".




Say "Start from the line and over, then left all around the orange".



Say "Start from the line and over, then curl left around the caterpillar".



Say "Start from the line and up, then down the kangaroo, back up, around his pouch and kick".



Dear parents/guardians,

With these cards, you and your child can:

- Learn to say the sounds and say the letter names.
- Practice tracing over the top of the letters.
- Look, copy, cover it up and practice writing each letter on paper.
- Spell words: Encourage your child to sound out the word, find the letter cards and make the word (t-a-p, tttaaap, tap).
e.g. map, mop, man, dog, dig, tag, gap, not, pop, can, cat, kid.
- Read words: Use the cards to build a word and ask your child to sound the letters out and blend them together to read the whole word. (s-a-t, sssaaaat, sat)
e.g. mam, mat, dad, sad, and, pig, got, pot, cop, cap, kit.
- Play games: e.g.
Snap- Make a second set of cards for yourself and play a game of letter snap with your child.
What's missing- Set out 2 or 3 cards out on the carpet, ask your child to try and remember the sounds and then they must cover their eyes. You will then take a card away. Ask them to open their eyes and guess the sound that is missing (Extend to 4 or 5 cards when confident).

*Please note, you can find these cards on the school website at www.bankfieldsprimaryschool.co.uk , follow the links to the Reception page, then the Homework Page.