







Action Words Resource Book 1 Homework Set 8

<p>go</p> <p>Look cross and point away. <i>Go away.</i></p>	
<p>was</p> <p>Look puzzled and raise shoulders and hands. <i>Was it my fault?</i></p>	
<p>a</p> <p>Make the shape of an <u>a</u>. <i>A banana, a pen, a shoe.</i></p>	
<p>away</p> <p>Hold your nose and push something away. <i>Take it away, it smells.</i></p>	
<p>it</p> <p>Hold up an imaginary thing. <i>Found it!</i></p>	



Hunt the word on your body

- Your child should hide the words in different places on his/her body e.g. down their sock, in their pocket.
- Do the action for a word.
- Say the first letter if necessary.
- Your child finds the word.
- Child checks with the picture to see if they are correct.
- After a few games swap the words and pictures. Show the word and the child must find the picture.
- A time limit could be introduced after a few days.



Working with words: Rhyming

- You will need 2 sets of rhyming items.
- Mix up the items and ask your child to sort them into 2 groups.
- Use three sets of rhyming items
- Mix up the items and ask your child to sort them into 3 groups.
- Add in more sets each time you play.



Developing understanding- Punctuation

Full stops

- You read the first sentence, your child reads the next, you read the third sentence etc.
- Ask your child to pause at each full stop and check the sentence made sense.

Speech marks

- Point out that speech marks show when people are talking.

Be a role model

- Be dramatic when you are reading the dialogue.
- Use different voices for different characters.
- Express different emotions.
- Use loud and quiet voices.
- Encourage your child to copy you.